

Setting a National Standard for Reintegration



MORCA

MAYOR'S OFFICE ON RETURNING CITIZEN AFFAIRS

FY 2015 ANNUAL REPORT

GOVERNMENT OF THE DISTRICT OF COLUMBIA
MURIEL BOWSER, MAYOR



CONTENTS

EXECUTIVE SUMMARY/DIRECTOR'S MESSAGE	1
SERVICES PROVIDED	2
DATA	3-4
DISTRICT RESIDENTS HOUSED IN FEDERAL BUREAU OF PRISONS	6
US OFFENDERS HOUSED IN FEDERAL BUREAU OF PRISONS	7

Published on August 2016


★ EXECUTIVE SUMMARY ★

The Mayor's Office on Returning Citizen Affairs (MORCA) strives to assist all District residents who will be returning back into society by providing referral services such as career development, job placement and social services. These services include prison outreach which is designed to meet with men and women that are incarcerated in the Federal Bureau of Prisons (FBOP) to inform them of the available resources in place to assist them with a successful reentry. There is a critical importance of maintaining community ties while incarcerated in an effort to improve the likelihood of successful reintegration and reduce recidivism.

In the District of Columbia, more than 5,000 District residents return annually from incarceration. The process of leaving prison can be very difficult, especially for returning citizens and felons that have had to serve lengthy sentences. Reentry programs for returning citizens can be very helpful for those that need a helping hand once outside prison.

Many returning citizens are also challenged by skills deficits that make it difficult for them to compete and succeed in the community. The Digital Inclusion Program provides basic computer classes to provide returning citizens technology experience. MORCA's goal is to reshape the image of the reentrant, through creativity and innovation, and to introduce new ideas and programs such as these into the post release socialization processes throughout the reentry community. We will continue to engage our federal, faith and community-based organizations through partnerships to meet these goals.

DIRECTOR'S MESSAGE



At the Mayor's Office on Returning Citizen Affairs (MORCA), we continue to focus on establishing a network of support that acts as a bridge to the community serving people with respect, compassion, and dignity. Through our efforts, we have experienced an increased number of returning citizens seeking our assistance for successful reintegration. As women and men reintegrate into communities, employment, housing, and health care are some of their most pressing needs. Moreover, they represent obstacles to becoming and remaining self-sufficient.

What we envision at MORCA is not new. However, it is now being addressed from within a fundamentally different paradigm: one that recognizes correctional systems alone are not sufficient to change offender behavior. Successful reentry is important not only to the futures of offenders and their families, but also to the well-being, safety and quality of life for families and neighborhoods throughout our city. Looking to the future, MORCA endeavors to address gender specific issues facing women involved in the criminal justice system.

Finally, I would be remiss if I did not acknowledge the dedication of our staff and the commitment of our municipal, federal, and community partners that brings awareness to the needs of re-entrants.

Sincerely,

Charles Thornton Director, The Mayor's Office on Returning Citizen Affairs

WHAT WE'VE DONE

Services We Provide



EDUCATION

- Digital Inclusion Courses
- CDL - (Class B) Training
- Interview Skills
- Support Services - Department of Human Resources



TRAINING

- Workforce Development Services
- Pre-Apprenticeship Electrical Program
- Janitorial and Facilities Maintenance



EMPLOYMENT

- Resume Development
- Email Creation
- Online Application Assistance
- Job Placement



FAMILY REUNIFICATION

- MORCA sponsored 9 Family Reunification trips to institutions around the United States



OUTREACH VISITATION

- Visits with men and women that are incarcerated in the Federal Bureau of Prison (FBOP) to inform them of the resources that are available



OTHER SERVICES

- Provides resources to connect Returning Citizens to direct services provided by community-based organizations government agencies.

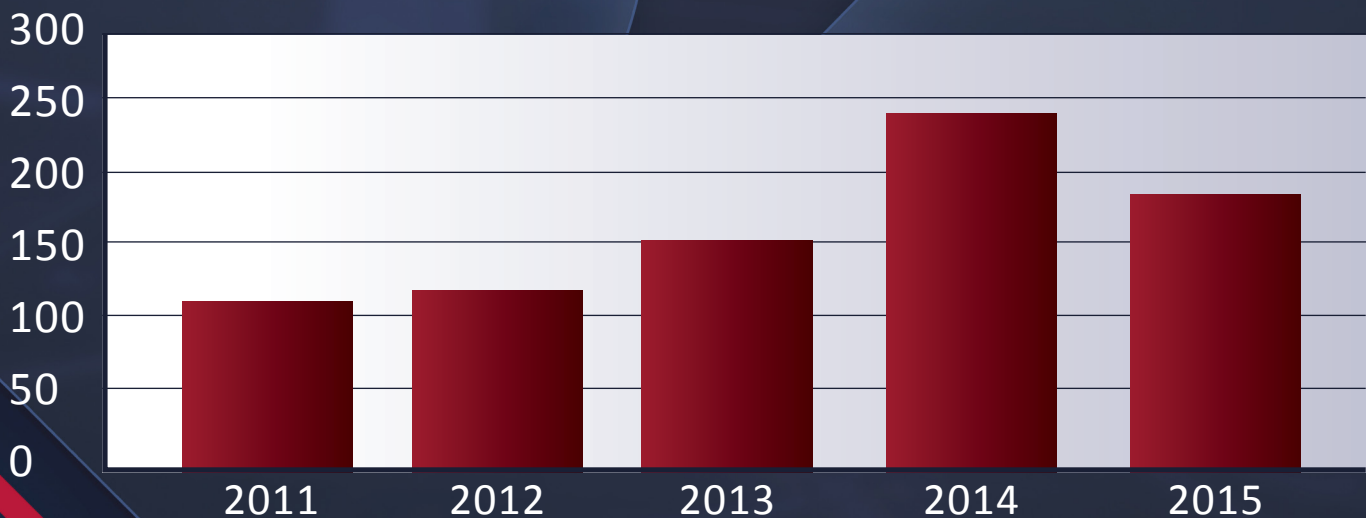
DATA

Number Of People Served ▶	4,644
New Registrations ▶	2,335
Job Placements ▶	193
Voter Registrations ▶	640
Received CDL Training ▶	56
Emails Set-Up ▶	1868
ID Vouchers ▶	2,000
Flagger Certification ▶	34

MORCA has been able to successfully place 813 clients in unsubsidized employment opportunities since 2011. Through strategic partnerships and referrals MORCA has been able to establish a reputation of productive, successful reentrants.



MORCA Job Placements for 2011 - 2015 Total = 813




MORCA's Family Reunification trips allow families to maintain and strengthen relationships through visitation.



The process of leaving prison can be very difficult, especially for returning citizens and felons that have had to serve length sentences. Reentry programs for returning citizens can be very helpful for those that need a helping hand once outside prison. MORCA strives to assist all District residents who will be returning back into society by conducting Outreach Visitation.

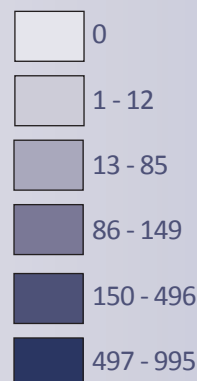
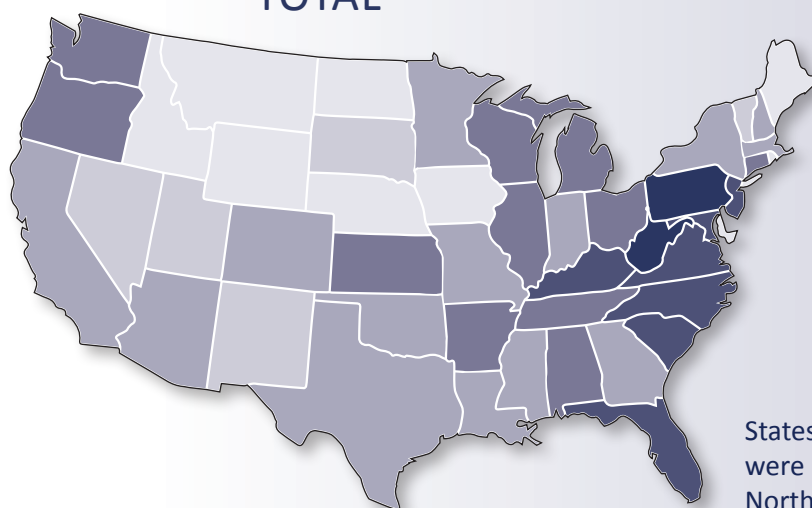
FCI Cumberland ▶	4,644
FDC Philadelphia ▶	2,335
FCI, USP, SFF Hazelton ▶	193
Coffeewood Institution ▶	640
FCI Butner ▶	56
Rivers Correctional Institution ▶	1868

The “Mommy and Me” Luncheon provides opportunities for children to spend time with their mothers while they are incarcerated.



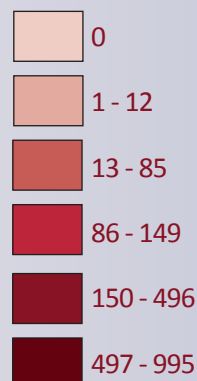
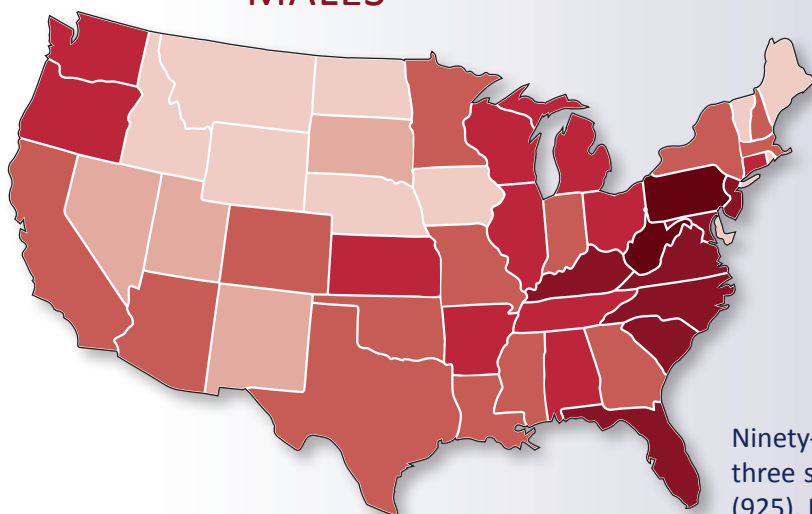
Distribution of District of Columbia Inmates Adjudicated in D.C. Superior Court and Housed in BOP Facilities, by State and Gender (n=4,724)*

TOTAL



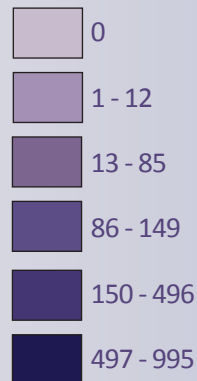
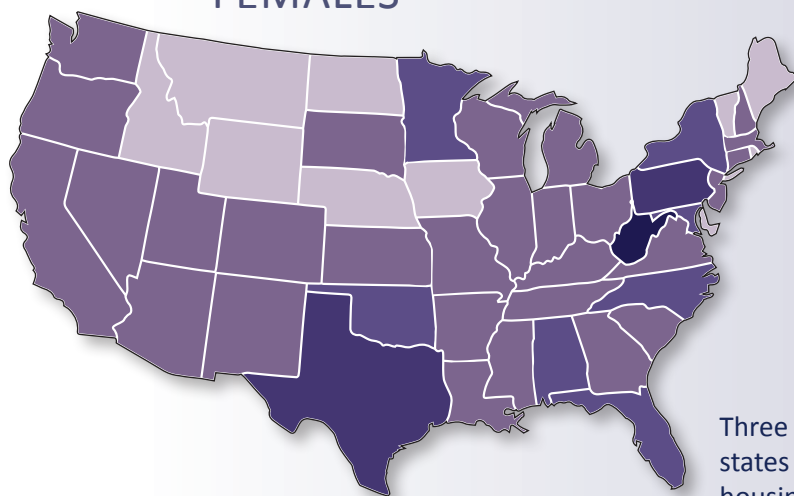
States with the highest population of DC offenders were West Virginia (995), Pennsylvania (757) and North Carolina (455).

MALES



Ninety-seven percent (4,577) were males. The leading three states housing male inmates were West Virginia (925), Pennsylvania (737) and North Carolina (452).

FEMALES



Three Percent (147) were females. The leading three states housing female inmates were West Virginia (70), Pennsylvania (20) and the District of Columbia (18).

OFFENDERS HOUSED IN BOP FACILITY

REGION	FACILITY	Type of Facility	STATE	STATE2	State Total	TOTAL	MALE	FEMALE	WHITE	BLACK	AM-IN	ASIAN	HISP	OTHER
BOP SER	ALI	FCI Aliceville	AL			4	0	4	1	3	0	0	1	3
BOP SER	TDG	FCI Talladega	AL	AL	9	5	5	0	0	5	0	0	0	5
BOP SCR	FOM	FCI Forrest City (Medium)	AR			4	4	0	0	4	0	0	0	4
BOP SCR	FOR	FCI Forrest City (Low)	AR	AR	5	1	1	0	1	0	0	0	1	0
BOP WXR	CPH	RRM Phoenix	AZ			1	1	0	0	1	0	0	0	1
BOP WXR	PHX	FCI Phoenix	AZ			2	2	0	0	2	0	0	1	1
BOP WXR	TCN	FCI Tucson	AZ			4	4	0	0	4	0	0	0	4
BOP WXR	TCP	USP Tucson	AZ	AZ	82	75	75	0	4	71	0	0	1	74
BOP WXR	ATW	USP Atwater	CA			31	31	0	3	28	0	0	1	30
BOP WXR	HER	FCI Herlong	CA			2	2	0	0	2	0	0	0	2
BOP WXR	LOM	USP Lompoc	CA			4	4	0	0	4	0	0	0	4
BOP WXR	MEN	FCI Mendota	CA			2	2	0	0	2	0	0	0	2
BOP WXR	TRM	FCI Terminal Island	CA			3	3	0	1	2	0	0	1	2
BOP WXR	VIM	FCI Victorville Medium I	CA			3	3	0	0	3	0	0	0	3
BOP WXR	VIP	USP Victorville	CA			19	19	0	0	19	0	0	0	19
BOP WXR	VVM	FCI Victorville Medium II	CA	CA	70	6	6	0	2	4	0	0	2	4
BOP NCR	CDE	CCM Denver	CO			3	3	0	0	3	0	0	0	3
BOP NCR	ENG	FCI Englewood	CO			2	2	0	1	1	0	0	0	2
BOP NCR	FLF	FCI Florence	CO			4	4	0	0	4	0	0	0	4
BOP NCR	FLM	ADMAX Florence	CO			28	28	0	0	28	0	0	0	28
BOP NCR	FLP	USP Florence	CO	CO	61	24	24	0	1	23	0	0	0	24
BOP NER	DAN	FCI Danbury	CT	CT	8	8	8	0	0	8	0	0	0	8
BOP MXR	CDC	Central Office - Washington, DC	DC	DC	265	265	247	18	8	257	0	0	4	261
BOP SER	CLP	USP Coleman II	FL			65	65	0	2	63	0	0	2	63
BOP SER	CMM	CCM Miami	FL			1	1	0	0	1	0	0	0	1
BOP SER	COL	FCI Coleman (Low)	FL			1	1	0	1	0	0	0	0	1
BOP SER	COM	FCI Coleman (Medium)	FL			15	15	0	0	15	0	0	0	15
BOP SER	COP	USP Coleman I	FL			51	51	0	1	50	0	0	1	50
BOP SER	MIM	FDC Miami	FL			1	1	0	0	1	0	0	0	1
BOP SER	MNA	FCI Marianna	FL			12	12	0	4	8	0	0	2	10
BOP SER	TAL	FCI Tallahassee	FL	FL	152	6	1	5	1	5	0	0	1	5
BOP SER	ATL	USP Atlanta	GA			39	39	0	2	37	0	0	0	39
BOP SER	CAT	CCM Atlanta	GA			2	2	0	0	2	0	0	0	2
BOP SER	JES	FCI Jesup	GA			9	9	0	0	9	0	0	0	9
BOP SER	MCA	McRae Correctional Institution	GA	GA	51	1	1	0	1	0	0	0	1	0
BOP NCR	CCH	CCM Chicago	IL			1	1	0	0	1	0	0	0	1
BOP NCR	GRE	FCI Greenville	IL			4	4	0	0	4	0	0	0	4
BOP NCR	MAR	USP Marion	IL			6	6	0	0	6	0	0	0	6
BOP NCR	PEK	FCI Pekin	IL	IL	12	1	1	0	0	1	0	0	0	1
BOP NCR	THA	FCI Terre Haute	IN			4	4	0	0	4	0	0	0	4
BOP NCR	THP	USP Terre Haute	IN	IN	81	77	77	0	4	73	0	0	2	75
BOP NCR	LVN	USP Leavenworth	KS	KS	9	9	9	0	1	8	0	0	0	9
BOP MXR	ASH	FCI Ashland	KY			6	6	0	0	6	0	0	0	6
BOP MXR	BSY	USP Big Sandy	KY			139	139	0	4	134	0	1	5	134
BOP MXR	LEX	FMC Lexington	KY			9	9	0	0	9	0	0	0	9
BOP MXR	MAN	FCI Manchester	KY			25	25	0	1	24	0	0	1	24
BOP MXR	MCR	USP McCreary	KY	KY	328	149	149	0	1	148	0	0	1	148
BOP SCR	OAD	FDC Oakdale	LA			2	2	0	0	2	0	0	0	2
BOP SCR	OAK	FCI Oakdale	LA			3	3	0	0	3	0	0	0	3
BOP SCR	POL	USP Pollock	LA			42	42	0	1	41	0	0	1	41
BOP SCR	POM	USP Medium	LA	LA	51	4	4	0	0	4	0	0	0	4
BOP NER	DEV	FMC Devens	MA	MA	30	30	30	0	1	29	0	0	1	29
BOP MXR	CBR	CCM Annapolis Junction	MD			44	42	2	2	42	0	0	0	44
BOP MXR	CUM	FCI Cumberland	MD	MD	259	215	215	0	9	205	0	1	6	209
BOP NCR	MIL	FCI Milan	MI	MI	2	2	2	0	0	2	0	0	0	2
BOP NCR	CMS	CCM Minneapolis	MN			1	1	0	0	1	0	0	0	1
BOP NCR	RCH	FMC Rochester	MN			11	11	0	1	10	0	0	0	11
BOP NCR	SST	FCI Sandstone	MN			1	1	0	0	1	0	0	0	1
BOP NCR	WAS	FCI Waseca	MN	MN	17	4	0	4	0	4	0	0	0	4
BOP NCR	SPG	MCFP Springfield	MO	MO	30	30	30	0	2	27	0	1	0	30

OFFENDERS HOUSED IN BOP FACILITY

BOP SER	YAM	FCI Yazoo City (Medium)	MS			11	11	0	1	10	0	0	1	10
BOP SER	YAP	USP Yazoo City	MS			16	16	0	0	16	0	0	0	16
BOP SER	YAZ	FCI Yazoo City (Low)	MS	MS	30	3	3	0	1	2	0	0	1	2
BOP MXR	BTF	FCI Butner II (Medium)	NC			74	74	0	1	73	0	0	0	74
BOP MXR	BUF	FCI Butner (Low)	NC			11	11	0	0	11	0	0	0	11
BOP MXR	BUH	FMC Butner	NC			10	10	0	0	10	0	0	0	10
BOP MXR	BUT	FCI Butner I (Medium)	NC			23	23	0	0	23	0	0	0	23
BOP MXR	CRL	CCM Raleigh	NC			27	24	3	0	27	0	0	1	26
BOP MXR	RIV	Rivers Correctional Institution	NC	NC	455	310	310	0	37	271	0	2	30	280
BOP NER	BER	FCI Berlin	NH	NH	48	48	48	0	2	46	0	0	2	46
BOP NER	FAI	FCI Fairton	NJ			183	183	0	2	181	0	0	2	181
BOP NER	FTD	FCI Fort Dix	NJ	NJ	251	68	68	0	1	67	0	0	1	67
BOP NER	BRO	MDC Brooklyn	NY			3	1	2	0	2	0	1	0	3
BOP NER	CNK	CCM Brooklyn	NY			1	1	0	0	1	0	0	0	1
BOP NER	OTV	FCI Otisville	NY			16	16	0	0	16	0	0	0	16
BOP NER	RBK	FCI Ray Brook	NY	NY	52	32	32	0	1	31	0	0	1	31
BOP NER	CCN	RRM Cincinnati	OH			1	0	1	0	1	0	0	0	1
BOP NER	ELK	FCI Elton	OH	OH	10	9	9	0	0	9	0	0	0	9
BOP SCR	ERE	FCI El Reno	OK			1	1	0	0	1	0	0	0	1
BOP SCR	OKL	FTC Oklahoma City	OK	OK	28	27	26	1	3	24	0	0	1	26
BOP WXR	SHE	FCI Sheridan	OR	OR	2	2	2	0	0	1	0	1	1	1
BOP NER	ALF	FCI Allenwood (Low)	PA			10	10	0	1	9	0	0	0	10
BOP NER	ALM	FCI Allenwood (Medium)	PA			87	87	0	2	85	0	0	0	87
BOP NER	ALP	USP Allenwood	PA			118	118	0	3	115	0	0	2	116
BOP NER	CAA	USP Canaan	PA			180	180	0	5	175	0	0	4	176
BOP NER	CPG	CCM Pittsburgh	PA			2	0	2	1	1	0	0	0	2
BOP NER	LEW	USP Lewisburg	PA			143	143	0	3	140	0	0	5	138
BOP NER	LOR	FCI Loretto	PA			10	10	0	0	10	0	0	0	10
BOP NER	MCK	FCI McKean	PA			42	42	0	4	38	0	0	2	40
BOP NER	PHL	FDC Philadelphia	PA			69	51	18	1	68	0	0	0	69
BOP NER	SCH	FCI Schuylkill	PA	PA	757	96	96	0	3	93	0	0	1	95
BOP SER	BEN	FCI Bennettsville	SC			43	43	0	1	42	0	0	1	42
BOP SER	EDG	FCI Edgefield	SC			65	65	0	2	63	0	0	0	65
BOP SER	EST	FCI Estill	SC			24	24	0	0	24	0	0	0	24
BOP SER	WIL	FCI Williamsburg	SC	SC	175	43	43	0	0	43	0	0	0	43
BOP MXR	MEM	FCI Memphis	TN	TN	6	6	6	0	0	6	0	0	0	6
BOP SCR	BIG	FCI Big Spring	TX			1	1	0	0	1	0	0	0	1
BOP SCR	BML	FCI Beaumont (Low)	TX			4	4	0	1	3	0	0	1	3
BOP SCR	BMM	FCI Beaumont (Medium)	TX			1	1	0	0	1	0	0	0	1
BOP SCR	BMP	USP Beaumont	TX			38	38	0	2	36	0	0	3	35
BOP SCR	CRW	FMC Carswell	TX			17	0	17	1	16	0	0	0	17
BOP SCR	FTW	FCI Fort Worth	TX			1	1	0	0	1	0	0	0	1
BOP SCR	SEA	FCI Seagoville	TX			2	2	0	0	2	0	0	0	2
BOP SCR	TEX	FCI Texarkana	TX			1	1	0	0	1	0	0	0	1
BOP SCR	TRV	FCI Three Rivers	TX	TX	66	1	1	0	0	1	0	0	0	1
BOP MXR	LEE	USP Lee	VA			141	141	0	3	138	0	0	3	138
BOP MXR	PEM	FCI Petersburg (Low)	VA			173	173	0	2	171	0	0	2	171
BOP MXR	PET	FCI Petersburg (Medium)	VA	VA	324	10	10	0	0	10	0	0	0	10
BOP WXR	CSE	CCM Seattle	WA	WA	2	2	2	0	1	1	0	0	0	2
BOP NCR	OXF	FCI Oxford	WI	WI	1	1	1	0	0	1	0	0	0	1
BOP MXR	ALD	FPC Alderson	WV			6	0	6	1	5	0	0	0	6
BOP MXR	BEC	FCI Beckley	WV			70	70	0	5	65	0	0	3	67
BOP MXR	GIL	FCI Gilmer	WV			212	212	0	8	204	0	0	4	208
BOP MXR	HAF	FCI Hazelton	WV			291	227	64	9	282	0	0	5	286
BOP MXR	HAZ	USP Hazelton	WV			299	299	0	5	294	0	0	5	294
BOP MXR	MCD	FCI McDowell	WV			114	114	0	3	111	0	0	2	112
BOP MXR	MRG	FCI Morgantown	WV	WV	995	3	3	0	0	3	0	0	0	3
April 2016						4724	4577	147						
Total In-Transits						280	232	48						
Overall Totals						5004	4809	195						



GOVERNMENT OF THE DISTRICT OF COLUMBIA

John A. Wilson Building

1350 Pennsylvania Avenue, NW
Washington, DC 20004

**Let us know how we can better work together
to move the city forward.**

Check out www.orca.dc.gov for the latest on events, programs and services for returning citizens or visit our office at 2100 Martin Luther King Jr. Avenue, SE, Suite 100, Washington, DC 20020

Monday - Friday, 9am to 5pm, except District holidays

PHONE: 202.715.7640 | FAX: 202.715.7672 | TTY: 711

EMAIL: orca@dc.gov

Call 311 to request city services and information.